




Garbage Sorting Manual



Garbage Collection
Schedule

Notice from
the City

Combustible
Garbage

Noncombustible
Garbage

Plastic Containers
and Wrapping

Old Paper and
Old Cloth

Bottles and Cans
Plastic PET Bottles

Hazardous
Garbage

Used Small
Appliances

Ink
Cartridges

Leaves
Pruned Branches

Oversized
Garbage

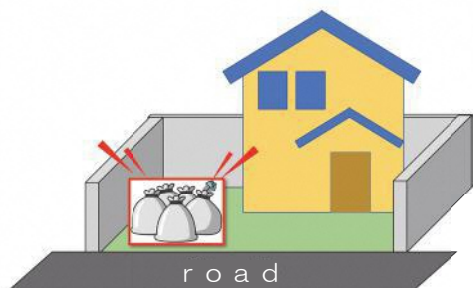
Items that Cannot be
Collected by the City

Garbage Collection Schedule

District	Subdistrict	Combustibles	Non-combustibles	Plastic Containers and Wrapping	Plastic PET Bottles	Old Paper and Old Cloth	Bottles and Cans
Eastern District	Kami-Kiyoto	Mondays/Thursdays	Wednesdays	Fridays	Fridays	Tuesdays	Wednesdays
	Naka-Kiyoto	Mondays/Thursdays	Wednesdays	Fridays	Fridays	Tuesdays	Wednesdays
	Shimo-Kiyoto	Mondays/Thursdays	Wednesdays	Fridays	Fridays	Tuesdays	Wednesdays
	Shitajuku	Mondays/Thursdays	Wednesdays	Fridays	Fridays	Tuesdays	Tuesdays
	Asahigaoka	Mondays/Thursdays	Wednesdays	Fridays	Fridays	Tuesdays	Tuesdays
	Nakazato 3-chome	Mondays/Thursdays	Wednesdays	Fridays	Fridays	Tuesdays	Thursdays
	Nakazato 4-chome	Mondays/Thursdays	Wednesdays	Fridays	Fridays	Tuesdays	Tuesdays
	Nakazato 5-chome	Mondays/Thursdays	Wednesdays	Fridays	Fridays	Tuesdays	Tuesdays
	Nakazato 6-chome	Mondays/Thursdays	Wednesdays	Fridays	Fridays	Tuesdays	Tuesdays
Western District	Motomachi 1-chome	Mondays/Thursdays	Fridays	Wednesdays	Wednesdays	Tuesdays	Wednesdays
	Motomachi 2-chome	Mondays/Thursdays	Fridays	Wednesdays	Wednesdays	Tuesdays	Thursdays
	Nakazato 1-chome	Mondays/Thursdays	Fridays	Wednesdays	Wednesdays	Tuesdays	Thursdays
	Nakazato 2-chome	Mondays/Thursdays	Fridays	Wednesdays	Wednesdays	Tuesdays	Thursdays
	Noshio	Mondays/Thursdays	Fridays	Wednesdays	Wednesdays	Tuesdays	Thursdays
	Matsuyama	Mondays/Thursdays	Fridays	Wednesdays	Wednesdays	Tuesdays	Fridays
	Takeoka	Mondays/Thursdays	Fridays	Wednesdays	Wednesdays	Tuesdays	Fridays
	Umezono	Mondays/Thursdays	Fridays	Wednesdays	Wednesdays	Tuesdays	Thursdays

How to Put Out Garbage

- Please put the garbage out **by 8:30 a.m.**
- Collection takes place on national holidays and observed holidays, except over the year-end/New Year's holiday.
- **If you live in a detached house**
Set out combustible garbage, noncombustible garbage, plastic containers and wrapping, and plastic PET bottles roadside, on your property.
- **If you live in a housing complex**
Place items at the collection site for garbage or recyclables belonging to your building.



- Place old paper and old cloth, cardboard, bottles and cans at **the collection site for recyclables.**
- **Please do not use late night or early morning hours** to put bottles and cans out for collection, so as not to disturb your neighbors.

Designated Collection Bags

Combustible Garbage/Noncombustible Garbage	Quantity	Price
Mini bags (about 5 liters) *Combustible garbage only	Set of 20	¥200
Small bags (about 10 liters)	Set of 10	¥200
Medium bags (about 20 liters)	Set of 10	¥400
Large bags (about 40 liters)	Set of 10	¥800
Plastic Containers and Wrapping	Quantity	Price
Small bags (about 10 liters)	Set of 10	¥100
Medium bags (about 20 liters)	Set of 10	¥200
Large bags (about 40 liters)	Set of 10	¥400



Designated collection bags may be purchased at resident centers, City Hall, and participating stores. Bags may also be sold individually at some locations. To see which stores sell bags, please check the city website or garbage sorting app.

Notice from the City

Kiyose City processes garbage based on the 3 Rs—Reduce, Reuse and Recycle. To help build an ideal recycling-focused society, the city is working to recycle and reduce waste by sorting plastic containers and wrapping, and by properly collecting such things as used small appliances and ink cartridges.

With the cooperation of residents to build a recycling-focused society, the city aims to reduce the daily amount of combustible garbage per household by 1.5% and noncombustible garbage by 1.0% (calculated annually). Please continue to help us work to achieve this goal by sorting thoroughly and putting out items to be recycled and converted into resources.

Join Kiyose City in Building a Recycling-Focused Society!

1 Put out paper on recycle days

Paper that can be recycled (confectionery boxes, toilet paper cores, postcards, shredded paper*, wrapping paper) is often put out as combustible (burnable) garbage. These types of paper can be recycled into resources, so please put them out on the collection day for recyclables.

Note: Put shredded paper (dust) into a transparent or semi-transparent bag, with the opening tied firmly shut.

2 Drain water from kitchen scraps before throwing away

Draining water can reduce the amount of garbage by approximately 10%. It will also keep odors to a minimum and reduce the amount of damage from birds and animals.

3 Develop eco-friendly habits

Carrying your own shopping bag, water bottle, and chopsticks means that you will not need to use store plastic bags, plastic PET bottles, or disposable chopsticks. These efforts will reduce garbage and help prevent global warming. Please bring eco-friendly habits into your life.

4 Put used small appliances in collection boxes

Home appliances and devices that run on electricity or batteries contain precious metals such as gold and silver. These have scarcity value, so are valuable resources. Please take such items to a designated used small appliance collection box, which are located at 15 sites around the city.

Fureai Collection

For households in which disability makes it difficult to take out the garbage general household garbage will be collected each time a health and safety check of the household is performed.

Eligibility

- Households in which all residents are 65 years of age or older, with a Level 4 or 5 nursing care need authorization
 - Households in which all residents hold a Physical Disability Certificate, Level 1 or 2
 - Households that Kiyose City's mayor has recognized as having need of this service
- Note: Does not apply if a supporter (home helper, etc.) is able to take out the garbage

Types of garbage collected

Combustible (burnable) garbage, noncombustible(non-burnable) garbage, plastic containers and wrapping, hazardous garbage, recyclable resources

How to apply

- (1) First, consult with the Kiyose City Garbage Reduction Promotion Section. (Tel: 042-493-3750)
- (2) Submit a Fureai Collection application.
- (3) After your application is accepted, a staff member will visit for an interview.
- (4) After the interview, once your request is approved, collection at your home will begin.



Price Reduction/Exemption System for Kiyose City-Approved Bags

Kiyose City has a price reduction/exemption system for city-approved collection bags

Eligibility

A household that:

- Receives public financial assistance for everyday living
- Receives a childrearing allowance
- Receives a special childrearing allowance
- Receives a child support allowance
- Receives support for Japanese nationals in China
- Is tax exempt with residents holding a Physical Disability Certificate, Level 1 or 2
- Is tax exempt with residents holding an Ai-no Techo handbook, Level 1 or 2
- Is tax exempt with one resident holding a Mental Disability Certificate, Level 1
- Is a refugee household from the Great East Japan Earthquake



Applicable bags and number per year

Bags for combustible garbage / Bags for noncombustible garbage / Bags for plastic containers and wrapping

Note:

1. The number of designated garbage collection bags may in some cases be determined on an annual basis.
2. Please return any extra, unused bags to the Garbage Reduction Promotion Section.

How to apply

- (1) Please get an application form from the jurisdiction from which you would receive compensation.
- (2) Please take the application to the Garbage Reduction Promotion Section.
- (3) You will receive an allotment of bags for the period extending from the month in which the application is submitted to the end of the fiscal year (March 31).
- (4) If you use up the allotment of designated collection bags, please purchase more at locations where they are sold.

Note: In April each year, in addition to the Garbage Reduction Promotion Section, special counters are set up at other locations such as resident centers to distribute bags. For more details, please refer to the notices distributed by the relevant sections.

Why Not Start a Recycling Group?

Local groups such as residents' associations and children's clubs in Kiyose City collect recyclable items regularly discarded by households, which are then picked up by a collection company.

Creating such a volunteer group brings residents together to participate cooperatively in recycling, which raises awareness toward reducing waste and recycling valuable resources.

Kiyose City compensates such collection groups on the basis of the volume collected.

Amount of compensation

¥7 per kilogram (amount may vary)

Eligible items

- Old paper: newspaper, magazines, cardboard, milk cartons, etc.
- Old cloth: used clothing, etc.
- Bottles
- Cans: aluminum, steel, etc.



Prior group registration is required

- (1) The collection group must consult with the collection company to decide on the collection day, items to collect, and location of the collection site.
- (2) Please apply to the Garbage Reduction Promotion Section to register as a group to receive compensation for collecting recyclables.

Documents needed for group registration

- Application to register as a group to receive compensation for collecting recyclables
- Letter of proxy (regarding compensation funds)
- Bank transfer request form

Kiyose City's Subsidy System to Apply for Subsidies for the Purchase of Kitchen Scrap-Handling Containers

With the goal of recycling and reducing kitchen scrap garbage, Kiyose City offers subsidies to residents who purchase kitchen scrap-handling containers.

Amount of subsidy

The amount of the subsidy is equal to half the price of the main component (excluding consumption tax), with a maximum of ¥30,000. Amounts are rounded down to the nearest ¥100.

Note: Discounts using points, for example, are not counted. Anyone who has received a subsidy before may not apply for another subsidy for six years from the date it was received.

Applicable containers

- Compost containers, EM (effective microorganism) containers (up to two per household)
- Electric kitchen composters (up to one per household)
- Note: Kitchen waste disposal units are not covered



How to apply

Please apply to the Garbage Reduction Promotion Section within two months of purchase.

Items required for application

- (1) The original receipt with the name of the purchaser, date of purchase, and product name written on it (cash register receipt not acceptable)
- (2) Personal seal
- (3) The account number of the bank to which the subsidy will be paid
- (4) A copy of the specifications

Note: The name on the receipt, the applicant's name, and the name on the bank account must all be the same.

Let's Reduce Food Loss

Q. What is food loss?

A. Food loss refers to food products or foodstuffs that can still be eaten but are discarded.

Q. What causes food loss?

- A.
- Discarding too much: Do you throw away parts that are good to eat?
 - Leftovers: Try to purchase only ingredients you need in the amounts needed, and eat everything.
 - Directly discarded: Try to stay aware of "best before" and "consume by" dates.

Consume-by date

The printing on a product that indicates by what date the contents can be eaten safely.


Best-before date

The printing on a product that indicates by what date the contents are most tasty to eat.

Let's stop buying too much food, make sure we use it all, and eat everything on our plates!

The Handling of Business-Related Garbage

Business-related garbage is the waste generated by business entities. This garbage is divided into two categories: business-related general waste and industrial waste.

Industrial waste	Business-related general waste
Cinder, grime, waste oil, waste acid, waste alkali and waste plastics	All waste other than industrial waste 

To dispose of industrial waste, please contract a company that is licensed to collect and transport industrial waste. For more information on industrial waste, please refer to the Tokyo Metropolitan Government website.

In addition, owners of large-scale business buildings must submit plans for waste reduction and reuse of waste in accordance with regulations.

How to dispose of business-related general waste

Business-related general waste (hereafter referred to as “business-related garbage”) is something businesses must take responsibility for disposing of properly. The business does not have to handle the garbage itself; it may hire a company authorized to handle general waste (hereafter referred to as “licensed company”) to do it.

(1) Contract a Company Licensed by the City to Collect, Transport and Handle Waste

- Contract a company licensed by the city
- Consult with the licensed company concerning the collection schedule, location and fees, and finalize a contract
- To dispose of recyclable paper, please consult the licensed company and bear in mind the importance of reusing paper as a recyclable resource whenever possible
- For information on licensed companies, please refer to the Kiyose City website

(2) Collection Using Designated Collection Bags for Business-Related Garbage

- Designated collection bags for business-related garbage can be used if the garbage produced is less than 40 liters per day
- Only two types of garbage are allowed: combustible garbage and plastic containers and wrapping
- The limit per collection is up to two bags

Types of collection bags designated for business-related garbage

Type	Volume	No. of bags	Cost
Combustible Garbage	40 liters	Set of 10	¥3,000 (including tax)
Plastic Containers and Wrapping	40 liters	Set of 10	¥3,000 (including tax)

Note: Business-related noncombustible garbage, oversized garbage, recyclable garbage, and hazardous garbage will not be collected. Please contract a licensed company to handle those types of garbage.

Purchasing designated collection bags for business-related garbage

Kiyose City Hall*	Matsuyama District Resident Center	Noshio District Resident Center	Nakazato District Resident Center
Takeoka District Resident Center	Shitajuku District Resident Center	Naka-Kiyoto District Resident Center	Community Plaza Himawari

You can purchase the collection bags designated for business-related garbage at the public facilities listed above and at stores with the identifying sticker. However, some stores with the identifying sticker may not have the bags for business-related garbage, so please ask the store first. *Sold at the City Resident Section and Garbage Reduction Promotion Section

For business entities (business locations) disposing of small appliances

An appliance recycling ticket, a control manifest for industrial waste, and an industrial waste disposal contract are required for a business entity (business location) to be able to dispose of four household appliances through an industrial waste collection and transportation company.

Animal Carcasses

- Reception Hours Monday through Friday, 8:30 a.m. to noon
(except Saturdays, Sundays, holidays, observed holidays,
and over the year-end/New Year's holiday)
- Reception desk Garbage Reduction Promotion Section, Urban Design
Department (2-553 Shitajuku)
- Handling Fee ¥2,000 per carcass (if the owner of the animal is not
clear, however, collection is free of charge)

No Illegal Dumping

Garbage that is illegally dumped on private property, inside facilities or at garbage collection sites of housing complexes must be handled by the owner or superintendent of the land, facility, or housing complex. If you are having problems with illegal dumping of this nature, please consult your local police.

Higashi-Murayama Police Station
042-393-0110

The Yellow Warning Sticker

- Garbage or recyclable resources were not properly sorted
 - In violation of the collection day or time
 - Designated collection bag was not used
- A yellow warning sticker will be attached to any item that has been improperly disposed of, such as for the reasons listed above. The person responsible must take their garbage home and prepare it properly.
- In addition, to call attention to the violation, the garbage or recyclable resources with the sticker attached will be left at the collection site for about one week.

The Kiyose City Garbage Sorting App

We offer the Kiyose City Garbage Sorting app for smartphones and tablets. Please use the app to confirm the collection schedule for your district, to learn about garbage sorting, and to get alerts (push notifications) on the correct day to put out different kinds of items.

Scan the QR code below to download.

【iPhone】



【Android】



警 告

「ごみの出し方」のルールに違反しています。
直ちに持ち帰り下さい。

月 日 () 時頃

- ☐ この袋では、回収できません。
清瀬市指定の収集袋を使用して下さい。
- ☐ 収集日が違います。
市が指定した収集日に出して下さい。
- ☐ 分別して出して下さい。
種類別に分別して出して下さい。
- ☐ 粗大ごみです。
市に申込みして出して下さい。
- ☐ ごみを出す場所が違います。
可燃ごみ・不燃ごみ・容器包装プラスチック
はごみ置場に、資源は資源物置場に出して下さい。
- ☐ その他

清瀬市都市整備部ごみ減量推進課
電話 042-493-3750



Combustible (burnable) Garbage

Twice a week

Every




Combustible
Garbage

Examples of This Category




Kitchen scraps

Drain water
as much as
possible



Disposable diapers


Flush waste down the toilet first,
place diapers in a transparent or
semi-transparent bag, then write
“おむつ” on the bag



Fireworks or cigarette butts
doused in water



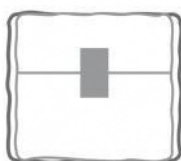

Dirty or frayed clothing



Paper that can't be recycled
(oily or dirty paper, receipts, etc.)



Leaves
(January to October)



Health-related items
(sanitary napkins, used
adhesive bandages, etc.)



Stuffed toys
(made of natural material, up to
30 cm on any side)



Leaves, flowers and weeds
with soil removed



Home medical treatment-related waste
such as infusion packs, catheters, and tubes
(not including hypodermic needles or syringes)

Please take any
hypodermic needles,
etc. to a pharmacy.



Even if such items display this plastic recycling mark,
please treat them as combustible garbage for the sake of hygiene.



Please put in the designated bag for
combustible garbage (green lettering).

Noncombustible (non-burnable) Garbage

Once a week

Every




Examples of This Category



Plastic straws




Toothbrushes



Plastic wrap



Small appliances and plastic goods up to 30 cm



Cold packs, disposable chemical heat packs



Uncleanable plastic containers and wrapping, plastic PET bottles



Shoes and leather items up to 30 cm



Cassette tapes, videotapes, discs, CD/DVD cases



Umbrellas, pots and pans



Ceramic items



Glass items




Knives, broken articles and other hazardous items



Items will be collected even if the handle sticks out from the designated collection bag.
(Pots and pans up to 30 cm in size)

Please wrap broken items, knives, or other sharp articles in paper or cloth for safety reasons.

These items are a fire risk if put out with other garbage.



Lighters, gas canisters, spray cans



Please use up the contents and place items in a transparent or semi-transparent bag, then write “燃” on the outside. Put out on the day for **noncombustible garbage**. If you are unable to use up the contents, please bring these items to the Garbage Reduction Promotion Section office.




Please put in the designated bag for noncombustible garbage (**brown** lettering).

Plastic Containers and Wrapping

Once a week

Every

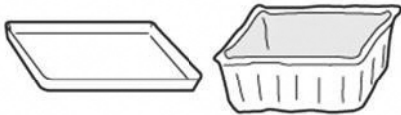


Examples of This Category



Items displaying this identifying mark for plastic are considered plastic packaging that is discarded after taking out the product inside.

Wash items that can be cleaned, and drain before putting out.



Food trays




Disposable lunch trays and *natto* packets



Store bags and refill packs for cleansers



Caps and films



Polystyrene and bubble packing
(up to 30 cm on any side)



Frozen food or
snack bags



Plastic containers from shampoo, laundry
detergent, or other liquid cleansers



Cups from cup noodles,
puddings, etc.




Please put in the
designated bag for
plastic containers
and wrapping
(blue lettering).

Items that Cannot be Collected



Containers that cannot
be washed clean



Merchandise itself

These items are treated as **noncombustible garbage**.



Home medical treatment-related waste
such as infusion packs, catheters,
and tubes (not including hypodermic
needles or syringes)



Even if such items display this plastic
identifying mark, please treat them as **combustible
garbage** for the sake of hygiene.

Old Paper and Old Cloth

Once a week

Every



Old Paper



Newspaper

Include inserts and tie in a bundle



Magazines

Weekly magazines, manga, books, catalogs, etc.



Miscellaneous paper

Bundle memo paper, etc., in paper shopping bags



Shredded paper

Remove any clips or staples, put in a transparent or semi-transparent bag, and tie shut



Cardboard

Flatten, then bundle

How to Prepare for Recycling


- Bundle by type and tie with paper cord.
- Can be collected even in the rain.

Old Cloth/Clothing



Clothing

Wash and put out with zippers and buttons intact



Blankets, sheets, curtains

Do not put out bed pads made with waterproof material

How to Prepare for Recycling

- Please put in a transparent or semi-transparent bag for recycling.
- Cannot be recycled if wet. If it is raining, please wait until the next collection day to put your items out.

Items filled with cotton wadding or feathers are treated as oversized garbage (including carpets, futons and pillows).



Can also be recycled in these ways

- Sell at a bazaar or flea market
- Sell to a recycle shop

If you have clothing that can still be worn but no longer fits or interests you, why not pass it on to someone else so that it can be recycled?

Categories of Miscellaneous Paper Items

	Item	Type	Categorization note or caution
1	Ice cream container (paper)	Combustible garbage	Waterproofed
2	Iron-on heat transfer paper	Combustible garbage	Made with special ink
3	Photo album	Noncombustible garbage	Specially processed
4	Inkjet paper	Combustible garbage	Specially processed
5	Carbon-lined/carbonless paper	Combustible garbage	Specially processed
6	Confectionery box	Old paper	
7	Cup noodles paper container	Combustible garbage	Waterproofed
8	Paper cup	Combustible garbage	Waterproofed
9	Paper bag	Old paper	
10	 Recycling identification mark for paper container or wrapper	Decide individually	
11	Calendar	Old paper	Remove metal
12	Heat-sensitive paper	Combustible garbage	Specially processed
13	Peel-off stickers and sheet	Combustible garbage	Specially processed
14	Box from incense, detergent or soap	Combustible garbage	Heavily scented
15	Flyers/inserts	Old paper	
16	Paper for stuffing	Old paper	
17	Tissue paper	Combustible garbage	Doesn't dissolve easily in water
18	Tissue box	Old paper	
19	Tissue paper roll core	Old paper	
20	Envelope or postcard with adhesive	Combustible garbage	Specially processed
21	Postcard	Old paper	
22	Envelope	Old paper	Put film window with noncombustible garbage
23	Wrapping paper	Old paper	
24	Wet or oily paper or box	Combustible garbage	Cannot be recycled
25	Memo paper	Old paper	
26	Yogurt carton	Combustible garbage	Waterproofed
27	Hard paper core of plastic wrap	Combustible garbage	Specially processed
28	Laminated paper	Noncombustible garbage	Specially processed
29	Receipts	Combustible garbage	Old paper if not heat-sensitive

Items Often Mixed in with Miscellaneous Paper

- Paper clips
- Binder rings
- Staples
- Adhesive tape
- Cellophane
- Plastic
- Film
- Vinyl plastic
- Aluminum foil

Please remove any of the above items when sorting paper.



Old Paper and Old Cloth



Milk Cartons



- Cut open, rinse and dry.
- Cartons lined with aluminum foil, such as for juice, alcohol or condiments, can also be included.
- When putting them out at a recycle station, please bundle with string.
- If you don't use a collection bin, please dispose of these items as combustible garbage.
- Collection bins are located at public facilities, elementary schools, and supermarkets around the city.



Public Facilities	Kiyose City Hall	Kiyose City Museum	Chuo Library	Kiyose City Health Center
	Naka-Kiyoto District Resident Center	Kuropokkuru Children's Center	Matsuyama District Resident Center	Noshio District Resident Center
	Nakazato District Resident Center	Shitajuku District Resident Center	Takeoka District Resident Center	
Elementary Schools	Kiyose Elementary School	Shibayama Elementary School	Kiyose Dairoku Elementary School	Kiyose Dainana Elementary School
	Kiyose Daihachi Elementary School	Kiyose Daiju Elementary School	Seimei Elementary School	
Supermarkets, etc.	Seiyu Kiyose Store	Sakagami Kiyose Store	Community Plaza Himawari	Silver Personnel Center

Bottles and Cans

Once a week

Every



Bottles



1. Remove the cap. If you are absolutely unable to remove some part, it is okay to dispose of the bottle as is.
2. Rinse and drain.
3. Place in a green bin. (Set out the day before collection day)



Bottles that Cannot be Collected

Noncombustible garbage

- Food oil bottles
- Salad dressing bottles
- Cosmetics bottles
- Glass containers for making pickles



Request collection by a specialized handling company

- Agricultural chemical bottles
- Poison bottles



Cans



Cans with the identifying mark for aluminum or steel

1. Empty out the contents.
2. Rinse and drain.
3. Place in an orange bin. (Set out the day before collection day)



Cans that Cannot be Collected

Hazardous items

- Spray cans
- Gas canisters



Please use up the contents and place items in a transparent or semi-transparent bag, then write “き” on the outside. Put out on the day for noncombustible garbage. If you are unable to use up the contents, please bring these items to the Garbage Reduction Promotion Section office.

Request collection by a specialized handling company

- Agricultural cans
- Paint cans



Plastic PET Bottles

Once a week

Every



Plastic bottles displaying the PET identifying mark.



1. Dispose of caps and labels as plastic containers and wrapping
2. Rinse and drain.
3. Crush and place in a transparent or semi-transparent bag and put out on the collection day for plastic containers and wrapping.



Items that Cannot be Collected

Containers for:

- Food oil
- Oil-type dressing
- Detergent
- Shampoo
- Cosmetics



Please dispose of items displaying the plastic identifying mark as plastic containers and wrapping. Dispose of bottles that cannot be washed clean as noncombustible garbage.

Hazardous Garbage



Batteries

- Dry-cell batteries
- Button batteries



Place in a red collection box for hazardous garbage



Hazardous garbage collection boxes are set up in 68 locations around the city.
(See next page)

Fluorescent light bulbs/Mercury thermometers



- Fluorescent light bulbs (straight/circular tube)
- Mercury thermometers



Place in a yellow collection box for hazardous garbage

Caution

- Such items may contain mercury, so never touch a broken fluorescent light bulb directly with your bare hands.
- Since mercury blood pressure meters are high in mercury content, please bring them to the Garbage Reduction Promotion Section office.

Small Rechargeable Batteries Can Cause Fires

Small rechargeable batteries have been known to ignite inside garbage trucks or at garbage processing facilities when mixed into general garbage, leading to fires. *Please help ensure their safe collection and recycling.*

What are small rechargeable batteries?



Ni-Cd
ニカド電池



Ni-MH
ニッケル
水素電池



Li-ion
リチウム
イオン電池

These marks identify batteries that can be recharged and used repeatedly to power such things as power tools, electric-assisted bicycles, and laptop computers.

How are small rechargeable batteries collected?

Cover the ends with plastic tape for insulation, then take to one of the following locations.

- Shop registered with the Japan Portable Rechargeable Battery Recycling Center (JBRC) (listed at right)
- Garbage Reduction Promotion Section
- Used small appliance collection box (see Used Small Appliances page)



JBRC-registered shops

- DEN-KICHI Kiyose Store
042-495-2761
- Seiyu Kiyose Store
042-495-9500
- Okubo Musen Denki
042-491-0139
- Kasahara Denki
042-491-7772

For electric-assisted bicycle batteries

- Cycle Base Asahi Kiyose Store
042-494-6367

Hazardous Garbage Collection Box Location List

No.	Location	Address	No.	Location	Address
1	Daisan Junior High School Swimming Pool (near)	1-262 Asahigaoka	35	Daiju Elementary School	1-454-14 Naka-Kiyoto
2	Asahigaoka Housing Complex Bldg. No. 2-1-2	2-1-2 Asahigaoka	36	Fire Prevention Hut	2-866 Naka-Kiyoto
3	Asahigaoka Housing Complex Bldg. No. 2-2-6	2-2-6 Asahigaoka	37	Daigo Junior High School Main Gate	3-258-1 Naka-Kiyoto
4	Asahigaoka Housing Complex Bldg. No. 2-3-2	2-3-2 Asahigaoka	38	Naka-Kiyoto District City Resident Center	4-847 Naka-Kiyoto
5	Asahigaoka Housing Complex Bldg. No. 2-4-8	2-4-8 Asahigaoka	39	Daihachi Elementary School	4-1070 Naka-Kiyoto
6	Asahigaoka Housing Complex Bldg. No. 2-6-3	2-6-3 Asahigaoka	40	Cooperate Nakakiyoto	5-83-6 Naka-Kiyoto
7	Asahigaoka Housing Complex Bldg. No. 5-1-4	5-1-4 Asahigaoka	41	Nakazato Matsumura Mansion Condominium (across the street)	1-714-1 Nakazato
8	Asahigaoka Housing Complex Bldg. No. 5-2-3	5-2-3 Asahigaoka	42	Nakazato Municipal Housing	2-1385-17 Nakazato
9	Asahigaoka Housing Complex Bldg. No. 5-4-1	5-4-1 Asahigaoka	43	Daiyon Elementary School (back)	2-1471 Nakazato
10	Daisan Nursery School	3-755-1 Asahigaoka	44	Nakazato Yamado Park	Near 3-967-1 Nakazato
11	Heights Forest (parking lot)	5-918-1 Asahigaoka	45	Kakinoshita Children's Park	4-701 Nakazato
12	Former Seikosha Bldg. (next to parking lot)	Near 6-971 Asahigaoka	46	Nakazato District City Resident Center	4-1301 Nakazato
13	Chuo Library Entrance	1-1 Umezono	47	Kiyose Junior High School Main Gate	5-624 Nakazato
14	Daini Junior High School Gymnasium (in front)	2-9 Umezono	48	Kiyose City Hall Entrance	5-842 Nakazato
15	Umezono Ikoino-le Elderly Home	3-17 Umezono	49	Alert Tama Center (near)	6-195 Nakazato
16	Umezono Konara Children's Park	3-14-9 Umezono	50	Daida Meeting Hall (in front)	6-chome Nakazato
17	Welfare Center for the Disabled	1-16-62 Kami-Kiyoto	51	Family Mart (in front)	Near 5-21-11 Nakazato
18	Kiyose City Museum	2-6-41 Kami-Kiyoto	52	Cherry House (in front)	1-125 Noshio
19	Shitajuku District City Resident Center	2-524-1 Shitajuku	53	Noshio District City Resident Center	1-322 Noshio
20	Green Town Maintenance Office (in front)	1-269-17 Shimo-Kiyoto	54	Noshio Housing Complex Shopping Area Bldg. No. 8 (near)	2-387 Noshio
21	Shimada Shoten (side)	1-361 Shimo-Kiyoto	55	Daiyon Junior High School Entrance	3-2-3 Noshio
22	Dojo Recyclable Resources Site	Near 5-837-6 Shimo-Kiyoto	56	Mikami Mansion Condominium (in front)	5-202-23 Noshio
23	Takeoka Nobidome Park	1-4 Takeoka	57	Noshio Metropolitan 5-chome Bldg. No. 1	5-255-1 Noshio
24	Takeoka District City Resident Center	1-11-1 Takeoka	58	Minamiguchi Post Office (near)	1-4-1 Matsuyama
25	Takeoka 1-chome Bldg. No. 15	1-13-15 Takeoka	59	Matsuyama Ikoino-le Elderly Home	1-26-1 Matsuyama
26	Takeoka 1-chome Bldg. No. 14	1-14-14 Takeoka	60	Matsuyama 1-chome Metropolitan Housing	1-37-1 Matsuyama
27	Daisan Elementary School (back gate)	1-15-4 Takeoka	61	Matsuyama District City Resident Center	2-6-25 Matsuyama
28	Takeoka 2-chome between Bldg. No. 43 and 45	2-6-43 Takeoka	62	Dainana Elementary School (back gate)	Near 3-10 Matsuyama
29	Takeoka 2-chome between Bldg. No. 28 and 23	2-9-28 Takeoka	63	Ekimae Heights, Kiyose Station side	1-3-17 Motomachi
30	Takeoka 2-chome Bldg. No. 32	2-13-32 Takeoka	64	Ekimae Heights, Sakagami side	1-3-2 Motomachi
31	Tokyo Hospital Bldg. No. 5	3-2-62 Takeoka	65	Consumer Center	1-4-17 Motomachi
32	Takeoka Metropolitan Bldg. No. 4	3-9-4 Takeoka	66	Motomachi Ikoino-le Elderly Home	2-9-5 Motomachi
33	Takeoka 3-chome Bldg. No. 2-4	3-10-5 Takeoka	67	Shibayama Elementary School (near the pedestrian bridge)	2-16-8 Motomachi
34	Takeoka Kunugi Children's Park	Near 2-2 Takeoka	68	No. 4 Metropolitan (Kiyose Motomachi 2-chome Apts.) (in front)	2-25-22 Motomachi

Used Small Appliances

Small electrical devices used in the home may contain gold or other rare metals. So that those rare metals can be recycled, please take the items listed below to a **used small appliance collection box** located around the city.

Applicable Items

					
Hair dryers	Electric razors	Electric toothbrushes	Electronic thermometers	Telephones	Electronic cigarettes
					
Calculators	AC adapters	Remote control units	IC recorders	Cameras	Ni-Cd batteries
					
Digital cameras	Video cameras	CD players	MD players	Digital audio players	Li-ion batteries
					
Mobile game devices	Game consoles	Game controllers	Tape recorders	Headphones/earphones	Ni-MH batteries

● Only items that can fit into the opening of the used small appliance collection box (10 cm × 27 cm) are accepted. Items that do not fit but measure under 30 cm on any side should be disposed of as noncombustible garbage; items longer than 30 cm should be disposed of as oversized garbage.

● Please be sure to remove cards or such that may contain personal information.

● Please note that once you place a small appliance in the collection box, it cannot be returned.

Collection Box Locations

Facility	Days Open
<ul style="list-style-type: none"> ● Kiyose City Hall ● Garbage Reduction Promotion Section 	Weekdays only
<ul style="list-style-type: none"> ● Consumer Center ● Kiyose City Resident Activity Center 	Weekdays and Saturdays
<ul style="list-style-type: none"> ● Matsuyama District Resident Center ● Shitajuku District Resident Center ● Takeoka District Resident Center ● Kiyose Keyaki Hall ● Lifelong Learning Center ● Children's Center (Kuropokkuru) ● Noshio District Resident Center ● Nakazato District Resident Center ● Naka-Kiyoto District Resident Center ● Chuo Library ● Community Plaza Himawari 	Also Saturdays and Sundays (Individual facilities may be closed on different days of the week)



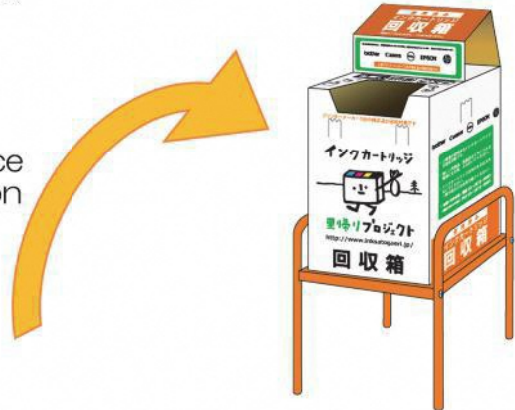
Ink Cartridges

Ink Cartridge Satogaeri Project

Used ink cartridges from households are collected at ink cartridge collection boxes located around the city. The collected ink cartridges are sent out for sorting, then to the respective printer manufacturer, where they are recycled according to the policy of the manufacturer.


Ink cartridge collection box

- Kiyose City Hall main building entrance
- Garbage Reduction Promotion Section
- Matsuyama District Resident Center
- Noshio District Resident Center
- Takeoka District Resident Center

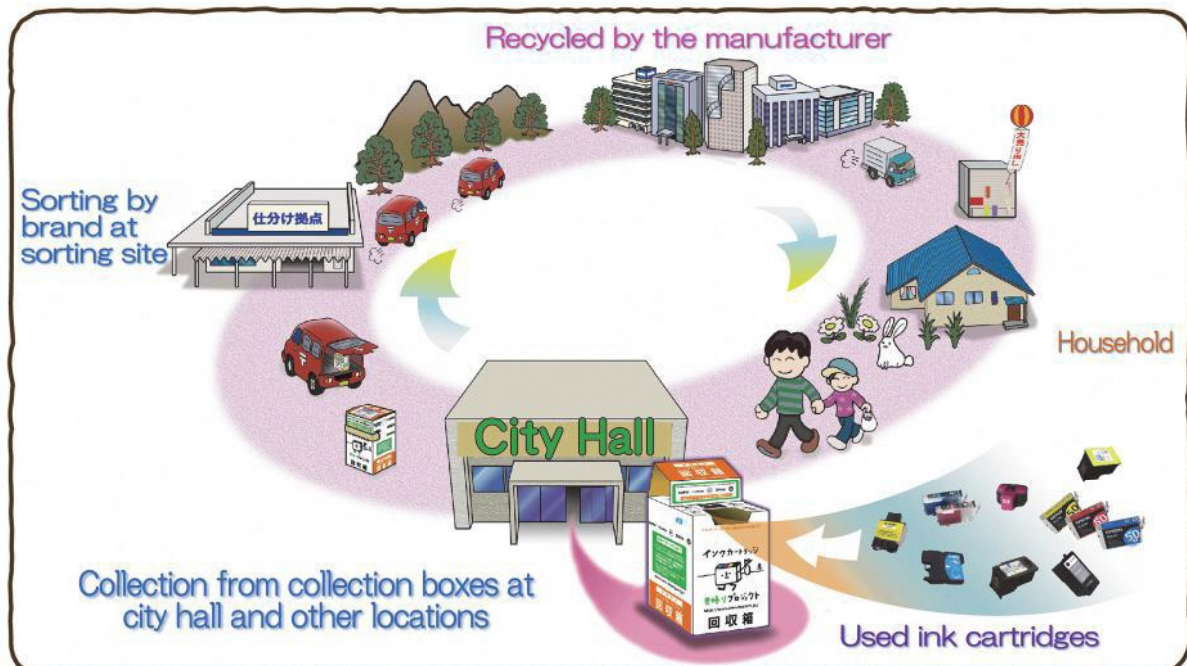


Participating Manufacturers

- brother
- Canon
- EPSON
- HP Japan



Satogaeri Project Cycle




Pruned Branches and Leaves

Pruned Branches

Follow the steps below and request collection from the Garbage Reduction Promotion Section (493-3750).

Note: Home pickups will start in October 2020 and require application by telephone (free).

1. Cut branches 10 cm or less in thickness to lengths up to 50 cm.
2. Tie into bundles with a diameter of 30 cm or less that are able to be easily carried carry with one hand. (The branches may have leaves attached.)



Cautions

- Bundle branches with cord; do not put them in plastic bags.
- Items such as wooden furniture or tree roots that have been cut small, or tree trunks thicker than 10 cm cannot be collected as pruned branches.
- Please dispose of wood chips, flower stems, and grass with soil removed as combustible garbage.
- Bamboo, oleander and thorny branches cannot be collected.
- If you run a business in this area, you cannot apply.

Leaves



The collection bags used and collection days for fallen leaves differ by season.

Season	Bags to Use	Collection schedule	Collection sites
January to October	City-approved combustible garbage bags	Every Monday and Thursday by 8:30 a.m.	Roadside on your property Garbage collection site for housing complex
November and December	Special volunteer bags	By 8:30 a.m. on designated day	City-designated site (pickup request required)

Note: Fallen leaves will be recycled. Please do not mix in anything other items, like cigarette butts or plastic bags.

Special Volunteer Bags



Issuance Up to 5 bags per person (free)

Issuance locations ● Garbage Reduction Promotion Section

- Consumer Center
- Matsuyama District Resident Center
- Noshio District Resident Center
- City Resident Section, Kiyose City Hall
- Shitajuku District Resident Center
- Naka-Kiyoto District Resident Center
- Nakazato District Resident Center
- Takeoka District Resident Center

Items that can be placed in a special volunteer bag

- Leaves gathered as an individual volunteer or local group volunteer from public areas such as streets and parks.
- Leaves gathered from private property in November and December.

To request collection of special volunteer bags filled with leaves, please contact the Garbage Reduction Promotion Section. (Only in November and December)

Oversized Garbage

Eligible items

Items over 30 cm on any side.


Note: Even if an item is placed in a designated collection bag, if it is over 30 cm long on any side, it is treated as oversized garbage and will not be collected.

Furniture



Kotatsu, tables, chairs, bookshelves, TV stands, clothing storage cases, etc.

Electrical appliances



Toasters, air purifiers, rice cookers, microwave ovens, speakers, etc.

Other



Aquarium tanks, golf clubs, suitcases, metal laundry rack poles, etc.

1. Apply for collection

●Apply by phone

Tel: 042-493-750

●Apply via the Internet(electronic application)

Kiyose City Oversized Garbage Online Application

Search

- You can apply for collection of up to five items at one time.
- Please measure the items before making the application.

Note: You cannot specify the day of collection.

2. Purchase an oversized garbage handling fee ticket

There are five types of Oversized Garbage Handling Fee Tickets.

¥200 and ¥500

(¥800, ¥1,500 and ¥2,000)

Please purchase handling fee tickets for the amounts specified when you made the application. Collection for some items in the ¥800, ¥1,500 and ¥2,000 categories may end.

Note: 1. Payment for handling fee tickets is non-refundable.
2. Handling fee tickets from other governing authorities are not accepted.

Handling fee tickets can be purchased at designated public facilities and stores around the city. Please check the Kiyose City website for the list of stores.

3. Take to the Designated Site on the Proper Collection Day

- Please take to the collection site specified when you made the application by 8:30 a.m. on the collection day.
- There is no need to be present for the collection.
- Please write your name and the application date on the handling fee ticket in oil-based ink or other ink that will not disappear.

Note: Collectors will not enter your house.

Bring items in yourself

You may also bring your oversized garbage in directly to the Garbage Reduction Promotion Section. There is no limit to the number of items you can bring in directly.

Only oversized garbage can be brought in.

Days Open	Mon. to Fri.	Sundays
Time	9:00 a.m. to noon	9:00 a.m. to 4:00 p.m.

Note: 1. Items are not accepted on national holidays, observed holidays, or Saturdays.

2. Oversized garbage handling fee tickets are not sold on Sundays.

Before coming to dispose of your item, please call in advance to confirm the handling fee, and purchase the tickets at a store in Kiyose City that sells them.

You can find out the handling fee for oversized garbage on our website!

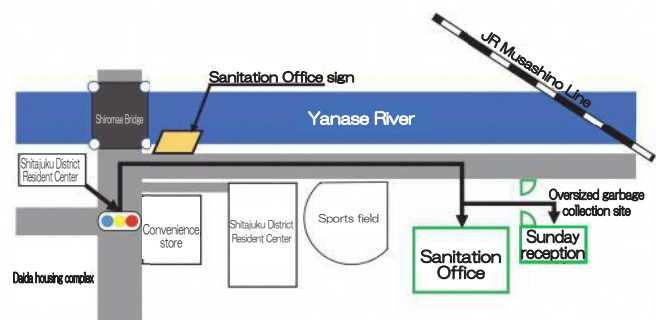
Kiyose City Gomisaku

Search

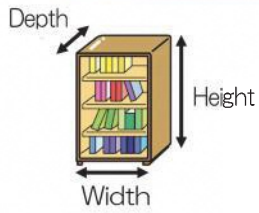


Collection Site

Garbage Reduction Promotion Section, Urban Design Department
2-553 Shitajuku



Oversized Garbage Collection Costs



Sum total: W + H + D	Cost
Total: up to 180 cm, with no one side longer than 30 cm	¥200
Total: 180 cm - 250 cm	¥500
Total: 250 cm - 300 cm	¥800
Total: over 300 cm	¥1,500


Note: For oversized items that have the note "Depends on size," the processing fee will vary according to the sum total of the **width, height and depth** of the item. Even if dismantled, please calculate the total based on the original size.

Items That Kiyose City Cannot Collect

Items Subject to the Home Appliance Recycling Act



TVs



Air conditioners
(including outdoor units)



Refrigerators
(and freezers)



Washing machines
(and clothes dryers)

Request at retailer



Ask retailer about cost for recycling, etc.

If store where purchased is unknown or far away



Contact a specialized handling company listed on the following page.

Transport it yourself



Refer to the Kaden Recycle Ken Center (RKC)

Step 1: Check the cost of recycling your appliance at the website of the Kaden Recycle Ken Center (RKC)

Step 2: Purchase a recycling ticket at a post office using the available payment form

Step 3: Take the appliance to the designated acceptance site

For more information: Association for Electric Home Appliances, Kaden Recycle Ken Center

Kaden Recycle Ken Center

Search

Tel: 0120-319640

<https://www.rkc.aeha.or.jp/index.html>

Computers



Desktop



Laptop



LCD/CRT monitor

Computer displaying a PC Recycling Mark



The respective computer manufacturer will collect and recycle the computer with no fee required for collection or recycling.



Computer not displaying a PC Recycling Mark



Please contact the PC3R Promotion Association. The association will collect computers without a manufacturer, or home-built computers.

For more information, contact the PC3R Promotion Association

PC3R Promotion Association

Search

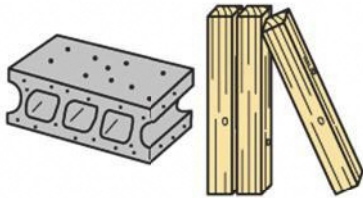
Tel: 03-5282-7685

<https://www.pc3r.jp/>

Items That Kiyose City Cannot Collect

Other items that cannot be handled at an intermediate processing facility

Construction materials



Please consult with a specialized handling company to handle such items as a door, rain shutter, tatami mat, wall material, concrete block, water heater, etc.

Heavy items



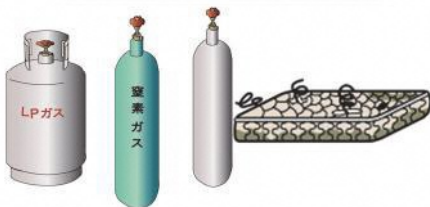
Please consult with a retailer or a specialized handling company to handle such items as a piano, Buddhist altar, heat-resistant safe, etc.

Infectious waste




Please take syringes, hypodermic needles, etc., to a medical facility or to a pharmacy that collects used hypodermic needles.

Items that cannot be crushed



Please consult with a specialized handling company to handle such items as a propane gas cylinder, bowling ball, bed mattress with springs, etc.

Liquids



Such items as paint, wax, kerosene, gasoline, waste acid, and waste oil are treated as industrial waste.

Soil and rocks




Spread on the ground around your home or consult with a specialized handling company.

Motorcycles (125 cc or over)



Motorcycle Recycle Call Center
Tel: 050-3000-0727

Automotive Parts



Please consult with a specialized handling company to handle such items as tires, wheels, metal chains, etc.

Fire Extinguishers



Fire Extinguisher Recycling
Promotion Center
Tel: 03-5829-6773

Specialized handling companies

Shibuya Shoji Ltd.

Address: 1-526 Naka-Kiyoto, Kiyose City, Tokyo
T e l: 042-493-0051

Nojima Shoji Ltd.

Address: 1-6-7 Honda, Niiza City, Saitama
T e l: 048-478-2049

Garbage Collection
Schedule

Notice from
the City

Combustible
Garbage

Noncombustible
Garbage

Plastic Containers
and Wrapping

Old Paper and
Old Cloth

Bottles and Cans
Plastic PET Bottles

Hazardous
Garbage

Used Small
Appliances

Ink
Cartridges

Leaves
Pruned Branches

Oversized
Garbage

Items that Cannot be
Collected by the City

Published by:
Garbage Reduction Promotion
Section Urban Design Department,
Kiyose City

2-553 Shitajuku, Kiyose City

042-493-3750 (direct line)

Source: Ministry of Economy, Trade and Industry homepage